



Passive A/B/Y Switch Box (3 LED)

Bill of Materials







Version 2013November17

Copyright 2013 JD Sleep

Permission refused for posting/serving this file from any site other than www.generalguitargadgets.com

Trademarks are property of their owners

Resistors:

Resistor ID	Value	3-band Marking	4-band Marking
R1	1k	 brown-black-red	 brown-black-black-brown
R2	1k	 brown-black-red	 brown-black-black-brown
R3 (optional)	100k	 brown-black-yellow	 brown-black-black-orange
R4 (optional)	100k	 brown-black-yellow	 brown-black-black-orange

Other:

Part ID	Part Name
D1	"A" Status indicator Red LED
D2	"B" Status indicator Green LED
D3	A&B Status indicator Red LED
J1	Stereo quarter-inch jack (Input)
J2	Mono quarter-inch jack (Output A)
J3	Mono quarter-inch jack (Output B)
J4	DC Jack
B1	9 volt battery (not included in the Kit)
Sw1	Heavy Duty 3PDT foot switch
Sw2	Heavy Duty 3PDT foot switch
	9v battery snap, 3 LED mounting clips 24 gauge stranded wire, Enclosure