


























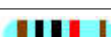






Marshall-Type Speaker Simulator Bill of Materials

Version 2019May21

Copyright 2017 JD Sleep

Permission refused for posting/serving this file from any site other than www.generalguitargadgets.com

Resistors:

Resistor ID	Value	3-band Marking	4-band Marking
R1	27k	 red-violet-orange	 red-violet-black-red
R2	47k	 yellow-violet-orange	 yellow-violet-black-red
R3	33k	 orange-orange-orange	 orange-orange-black-red
R4	4k7 (4.7k)	 yellow-violet-red	 yellow-violet-black-brown
R5	100k	 brown-black-yellow	 brown-black-black-orange
R6	47k	 yellow-violet-orange	 yellow-violet-black-red
R7	470k	 yellow-violet-yellow	 yellow-violet-black-orange
R8	1M	 brown-black-green	 brown-black-black-yellow
R9	12k	 brown-red-orange	 brown-red-black-red
R10	10k	 brown-black-orange	 brown-black-black-red
R11	12k	 brown-red-orange	 brown-red-black-red
R12	10k	 brown-black-orange	 brown-black-black-red
R13	10k	 brown-black-orange	 brown-black-black-red
R14	10k	 brown-black-orange	 brown-black-black-red
R15	1k	 brown-black-red	 brown-black-black-brown

Capacitors:



Marshall-Type Speaker Simulator Bill of Materials

Version 2019May21

Copyright 2017 JD Sleep

Permission refused for posting/serving this file from any site other than www.generalguitargadgets.com

Capacitor ID	Value	Type	Possible Marking
C1	0.047 μ F	Film	473
C2	0.0033 μ F	Film or Ceramic	332
C3	0.068 μ F	Film	683
C4	0.1 μ F	Film	104
C5	100pF	Ceramic	101
C6	0.01 μ F	Film	103
C7	0.0001 μ F	Film or Ceramic	102
C8	0.0047 μ F	Film or Ceramic	473
C9	0.0022 μ F	Film or Ceramic	223
C10	47 μ F	Aluminum Electrolytic	47 μ F
C11	47 μ F	Aluminum Electrolytic	47 μ F

Other:

Part ID	Part Name
IC1	TL072 Opamp
IC2	TL072 Opamp
J1	Stereo quarter-inch jack
J2	Mono quarter-inch jack
J3	DC Jack
B1	9 volt battery (not included in the Kit)
Sw1	Heavy Duty 3PDT footswitch
	9v battery snap, Printed Circuit Board, 24 gauge stranded wire, Enclosure, Knobs