

Ampeg Scrambler Replica (3 knob)































Bill of Materials

Version 2017November06

Copyright 2017 JD Sleep

Permission refused for posting/serving this file from any site other than www.generalguitargadgets.com

Resistors:

| Resistor ID | Value | 3-band Marking | 4-band Marking |
|-----------------------|--------------------------|--|---|
| R1 | 1M5 (1.5M) |  brown-green-green |  brown-green-black-yellow |
| R2 | 1M |  brown-black-green |  brown-black-black-yellow |
| R3 | 1M |  brown-black-green |  brown-black-black-yellow |
| R4 | 4k7 (4.7k) |  yellow-violet-red |  yellow-violet-black-brown |
| R5 | 2k2 (2.2k) |  red-red-red |  red-red-black-brown |
| R6 | 47k |  yellow-violet-orange |  yellow-violet-black-red |
| R7 | 470k |  yellow-violet-yellow |  yellow-violet-black-orange |
| R8 | 4k7 (4.7k) |  yellow-violet-red |  yellow-violet-black-brown |
| R9 | 220 ohm |  red-red-brown |  red-red-black-black |
| R10 (Texture Control) | 10k Linear Potentiometer | | |
| R11 | 8k2 (8.2k) |  gray-red-red |  gray-red-black-brown |
| R12 | 220k |  red-red-yellow |  red-red-black-orange |
| R13 | 220k |  red-red-yellow |  red-red-black-orange |
| R14 | 1k |  brown-black-red |  brown-black-black-brown |
| R15 | 4k7 (4.7k) |  yellow-violet-red |  yellow-violet-black-brown |
| R16 | 47k |  yellow-violet-orange |  yellow-violet-black-red |













Ampeg Scrambler Replica (3 knob) Bill of Materials

Version 2017November06

Copyright 2017 JD Sleep

Permission refused for posting/serving this file from any site other than www.generalguitargadgets.com

| | | | |
|-----------------------|--------------------------|--|---|
| R17 (Balance Control) | 50k Linear Potentiometer | | |
| R18 | 430k |  yellow-orange-yellow |  yellow-orange-black-orange |
| R19 | 43k |  yellow-orange-orange |  yellow-orange-black-red |
| R20 | 10k |  brown-black-orange |  brown-black-black-red |
| R21 | 390 ohm |  orange-white-brown |  orange-white-black-black |
| R22 | 1k |  brown-black-red |  brown-black-black-brown |
| R23 Volume Control) | 100k Log Potentiometer | | |

Capacitors:

| Capacitor ID | Value | Type | Possible Marking |
|--------------|--------------|-----------------------|----------------------------|
| C1 | 0.01 μ F | Film | 103 |
| C2 | 4.7 μ F | Aluminum Electrolytic | 4.7 μ F |
| C3 | 1F | Aluminum Electrolytic | 1 μ F |
| C4 | 4.7 μ F | Aluminum Electrolytic | 4.7 μ F |
| C5 | 100 μ F | Aluminum Electrolytic | 100 μ F |
| C6 | 4.7 μ F | Aluminum Electrolytic | 4.7 μ F |
| C7 | 1 μ F | Aluminum Electrolytic | 1 μ F |
| C8 | 0.1 μ F | Film | 104 or "u1" in the numbers |
| C9 | 0.1 μ F | Film | 104 or "u1" in the numbers |
| C10 | 100 μ F | Aluminum Electrolytic | 100 μ F |

Potentiometers:

| Part ID | Value | Type |
|---------|-------|------|
| | | |



Ampeg Scrambler Replica (3 knob) Bill of Materials

Version 2017November06

Copyright 2017 JD Sleep

Permission refused for posting/serving this file from any site other than www.generalguitargadgets.com

| | | |
|-----------------------|------|----------------------|
| R10 - Texture Control | 10k | Linear Taper |
| R17 – Balance Control | 50k | Linear Taper |
| R23 – Volume Control | 100k | Log (or Audio) Taper |

Other:

| Part ID | Part Name |
|---------|--|
| Q1 | 2N5306 |
| Q2 | 2N3904 (or other low gain NPN BJT) |
| Q3 | 2N5306 |
| Q4 | 2N5306 |
| Q5 | 2N5089 |
| D21, D3 | 1N914 |
| D1 | LED |
| J1 | Stereo quarter-inch jack |
| J2 | Mono quarter-inch jack |
| J3 | DC Jack |
| B1 | 9 volt battery (not included in the Kit) |
| Sw1 | Heavy Duty 3PDT footswitch |
| | 9v battery snap, Printed Circuit Board, 24 gauge stranded wire, Enclosure, Knobs |