





























Dan Armstrong™ Red Ranger™ Booster Replica Bill of Materials

Version 2015July19

Copyright 2015 JD Sleep

Permission refused for posting/serving this file from any site other than www.generalguitargadgets.com

Resistors:

Resistor ID	Value	3-band Marking	4-band Marking
R1	220k	 red-red-yellow	 red-red-black-orange
R2	220k	 red-red-yellow	 red-red-black-orange
R3	3k	 orange-black-red	 orange-black-black-brown
R4	10k	 brown-black-orange	 brown-black-black-red
R5	47 ohm	 yellow-violet-black	 yellow-violet-black-gold
R6	8k2 (8.2k)	 gray-red-red	 gray-red-black-brown
R7	6k8 (6.8k)	 blue-gray-red	 blue-gray-black-brown
R8	10k	 brown-black-orange	 brown-black-black-red
R9	27k	 red-violet-orange	 red-violet-black-red
R10	100k	 brown-black-yellow	 brown-black-black-orange
R11	100k	 brown-black-yellow	 brown-black-black-orange
R12	1M5	 brown-green-green	 brown-green-black-yellow
R13	1M5	 brown-green-green	 brown-green-black-yellow
R14	1k	 brown-black-red	 brown-black-black-brown



Dan Armstrong™ Red Ranger™ Booster Replica Bill of Materials

Version 2015July19

Copyright 2015 JD Sleep

Permission refused for posting/serving this file from any site other than www.generalguitargadgets.com

Potentiometers:

Part ID	Value	Type
R15 - Volume Control (optional)	100k	Log Taper

Capacitors:

Capacitor ID	Value	Type	Possible Marking
C1	0.047 μ F	Film or ceramic	473 or 47n
C2	10pF	Ceramic	10
C3	4.7 μ F	Tantalum or Film	4.7 μ F
C4	0.01 μ F	Film or ceramic	103 or 10n
C5	4.7 μ F	Tantalum or Film	4.7 μ F
C6	10pF	Ceramic	10
C7	100 μ F	Aluminum Electrolytic	100 μ F

Other:

Part ID	Part Name
Q1	2N5088 or 2N5089
Q2	2N5088 or 2N5089
Q3	2N5087
J1	Stereo quarter-inch jack
J2	Mono quarter-inch jack
J3	DC Jack
B1	9 volt battery (not included in the Kit)
Sw1	Heavy Duty 3PDT footswitch
	9v battery snap, Printed Circuit Board, 24 gauge stranded wire, Enclosure, knobs, LED clip or bezel