



P45 (MXR™ Phase 45™ Replica) Bill of Materials































Version 2009May26

Copyright 2006 JD Sleep

Permission refused for posting/serving this file from any site other than www.generalguitargadgets.com

Trademarks are property of their owners

Resistors:

Resistor ID	Value	3-band Marking	4-band Marking
R1	10k	 brown-black-orange	 brown-black-black-red
R2	20k	 red-black-orange	 red-black-black-red
R3	470k	 yellow-violet-yellow	 yellow-violet-black-orange
R4	10k	 brown-black-orange	 brown-black-black-red
R5	10k	 brown-black-orange	 brown-black-black-red
R6	10k	 brown-black-orange	 brown-black-black-red
R7	10k	 brown-black-orange	 brown-black-black-red
R8	10k	 brown-black-orange	 brown-black-black-red
R9	10k	 brown-black-orange	 brown-black-black-red
R10	10k	 brown-black-orange	 brown-black-black-red
R11	150k	 brown-green-yellow	 brown-green-black-orange
R12	10k	 brown-black-orange	 brown-black-black-red
R13	10k	 brown-black-orange	 brown-black-black-red
R14	10k	 brown-black-orange	 brown-black-black-red
R15	10k	 brown-black-orange	 brown-black-black-red



























P45 (MXR™ Phase 45™ Replica) Bill of Materials

Version 2009May26

Copyright 2006 JD Sleep

Permission refused for posting/serving this file from any site other than www.generalguitargadgets.com

Trademarks are property of their owners

R16	10k	 brown-black-orange	 brown-black-black-red
R17	470k	 yellow-violet-yellow	 yellow-violet-black-orange
R18	470k	 yellow-violet-yellow	 yellow-violet-black-orange
R19	1M	 brown-black-green	 brown-black-black-yellow
R20	150k	 brown-green-yellow	 brown-green-black-orange
R21	150k	 brown-green-yellow	 brown-green-black-orange
R22	150k	 brown-green-yellow	 brown-green-black-orange
R23	150k	 brown-green-yellow	 brown-green-black-orange
R24	7k5	 violet-green-red	 violet-green-black-brown
R25	3M9 (3.9M)	 orange-white-green	 orange-white-black-yellow
R26	250k Trimmer		
R27	Speed Control Potentiometer		
R28	1M5 (1.5M) (optional for bypass switch click prevention)	 brown-green-green	 brown-green-black-yellow
R29	1k (for optional LED Bypass indicator)	 brown-black-red	 brown-black-black-brown

Capacitors:

Capacitor ID	Value	Type	Possible Marking
C1	0.01 μ F	Film	103
C2	0.047 μ F	Film	473
C3	0.047 μ F	Film	473



P45 (MXR™ Phase 45™ Replica) Bill of Materials

Version 2009May26

Copyright 2006 JD Sleep

Permission refused for posting/serving this file from any site other than www.generalguitargadgets.com

Trademarks are property of their owners

C4	0.047 μ F	Film	473
C5	0.01 μ F	Film	103
C6	0.01 μ F	Film	103
C7	10 μ F	Tantalum (or Aluminum Electrolytic)	10 μ F
C8	0.047 μ F	Film	473
C9	0.01 μ F	Film	103
C10	10 μ F	Tantalum (or Aluminum Electrolytic)	10 μ F
C11	10 μ F	Tantalum (or Aluminum Electrolytic)	10 μ F

Potentiometers:

Part ID	Value	Type
R26 - Phase tuning (trimmer)	250k	Trimmer
R27 - Speed Control	500k	Reverse Log Taper (or 100k linear)

Other:

Part ID	Part Name
IC1, IC2	TL072 (or other dual opamp)
Q1, Q2	2N5952 Matched JFETs (or similar JFETs)
D1	1N5230 (or other 4.7volt Zener diode)
D2	LED (status indicator optional)
J1	Stereo quarter-inch jack
J2	Mono quarter-inch jack
J3	DC Jack
B1	9 volt battery (not included in the Kit)



P45 (MXR™ Phase 45™ Replica) Bill of Materials

Version 2009May26

Copyright 2006 JD Sleep

*Permission refused for posting/serving this file from any site other than www.generalguitargadgets.com
Trademarks are property of their owners*

Sw1	Heavy Duty 3PDT foot switch
	9v battery snap, Printed Circuit Board, 24 gauge stranded wire, Enclosure, Knobs