



SD1 (Boss SD-1 Distortion Replica) Bill of Materials





























Version 2018May07

Copyright 2018 JD Sleep

Permission refused for posting/serving this file from any site other than www.generalguitargadgets.com

Trademarks are property of their owners

Resistors:

Resistor ID	Value	3-band Marking	4-band Marking
R1	1k	 brown-black-red	 brown-black-black-brown
R2	470k	 yellow-violet-yellow	 yellow-violet-black-orange
R3	10k	 brown-black-orange	 brown-black-black-red
R4	None		
R5	100k	 brown-black-yellow	 brown-black-black-orange
R6	4k7 (4.7k)	 yellow-violet-red	 yellow-violet-black-brown
R7	33k	 orange-orange-orange	 orange-orange-black-red
R8	10k	 brown-black-orange	 brown-black-black-red
R9	33k	 orange-orange-orange	 orange-orange-black-red
R10	33k	 orange-orange-orange	 orange-orange-black-red
R11	470 ohm	 yellow-violet-brown	 yellow-violet-black-black
R12	1M	 brown-black-green	 brown-black-black-yellow
R13	100k	 brown-black-yellow	 brown-black-black-orange
R14	10k	 brown-black-orange	 brown-black-black-red
R15	1k	 brown-black-red	 brown-black-black-brown
R16	None		



SD1 (Boss SD-1 Distortion Replica)


Bill of Materials

Version 2018May07

Copyright 2018 JD Sleep

Permission refused for posting/serving this file from any site other than www.generalguitargadgets.com

Trademarks are property of their owners

R17	10k	 brown-black-orange	 brown-black-black-red
R18	4k7 (4.7k)	 yellow-violet-red	 yellow-violet-black-brown
R22	1M5 (1.5M)	 brown-green-green	 brown-green-black-yellow
R23	1k	 brown-black-red	 brown-black-black-brown

Capacitors:

Capacitor ID	Value	Type	Possible Marking
C1	0.047 μ F	Film	473
C2	0.018 μ F	Film	182
C3	0.047 μ F	Film	473
C4	None		
C5	0.018 μ F	Film	183
C6	None		
C7	47 μ F	Aluminum Electrolytic	47 μ F
C8	1 μ F	Film	105
C9	0.027 μ F	Film	273
C10	0.047 μ F	Film	473
C11	1 μ F	Film	105
C12	100 μ F	Aluminum Electrolytic	100 μ F

Potentiometers:

Part ID	Value	Type
R19 - Drive Control	1M	Log (or Audio) Taper
R20 - Tone Control	20k	EQ Taper (W)
R21 - Level Control	10k	Linear Taper

Other:



SD1 (Boss SD-1 Distortion Replica) Bill of Materials

Version 2018May07

Copyright 2018 JD Sleep

Permission refused for posting/serving this file from any site other than www.generalguitargadgets.com

Trademarks are property of their owners

Part ID	Part Name
IC1	JRC4558D or other dual opamp
D1	1N914
D2	1N914
D2b	1N914
D3	None
D4	None
D5	1N914 or 1N4001
Q1	NPN bipolar junction transistor
Q2	NPN bipolar junction transistor
J1	Stereo quarter-inch jack
J2	Mono quarter-inch jack
J3	DC Jack
B1	9 volt battery (not included in the Kit)
Sw1	Heavy Duty 3PDT foot switch
	9v battery snap, Printed Circuit Board, 24 gauge stranded wire, Enclosure, Knobs

Examples of other NPN bipolar junction transistors:

- 2SC1815 (original) – Has a different Pin format than the PCB uses
- 2N3904
- 2N4401
- 2N5088
- MPSA18
- many others