

# Vox™ Treble Booster Instructions

Version 2014December29

Copyright 2014 JD Sleep


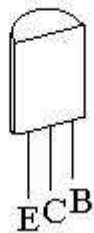
Permission refused for posting/serving this file from any site other than [www.generalguitargadgets.com](http://www.generalguitargadgets.com)

Trademarks are property of their owners



This is a replica of the **Vox™ Treble Booster**. It's a very nice usable treble booster when you add the Volume control. Follow the General Instructions and the Layout/Wiring Diagram. Also read the file on Tone Booster notes & modifications. We have found this unit to be much more useful with a Volume control. The unit pictured above also has an input cap switch modification that gives two different boost sounds. The Input cap switch modification is included in the "Tone Booster Notes & Modifications" file. Note that transistor placement as shown below. Note the footswitch in the background. The "E" goes in the far socket, the transistor's middle "C" pin comes up to the near socket and the "B" pin comes forward to the middle socket.

2N2924 or  
BC182L etc.



# Vox™ Treble Booster Instructions


Version 2014December29

Copyright 2014 JD Sleep

Permission refused for posting/serving this file from any site other than [www.generalguitargadgets.com](http://www.generalguitargadgets.com)

Trademarks are property of their owners

Here is a photo of the inside of the Treble booster.



Here is a chart of voltages taken at the 2N2924 transistor pins. Use these voltages as a guideline. You may not get the exact readings listed, but should be somewhere in the area.

Component	Location	Voltage
9 volt power supply		9v
Q1 (2N2924)	Collector	5.2v
	Base	1.6v
	Emitter	0.1v