































# Improved EA Tremolo Bill of Materials

Version 2009 May26

Copyright 2007 JD Sleep

Permission refused for posting/serving this file from any site other than [www.generalguitargadgets.com](http://www.generalguitargadgets.com)

## Resistors:

Resistor ID	Value	3-band Marking	4-band Marking
R1	1M	 brown-black-green	 brown-black-black-yellow
R2	560k	 green-blue-yellow	 green-blue-black-orange
R3	150k	 brown-green-yellow	 brown-green-black-orange
R4	4k7 (4.7k)	 yellow-violet-red	 yellow-violet-black-brown
R5	180 ohm	 brown-gray-brown	 brown-gray-black-black
R6	1k2 (1.2k)	 brown-red-red	 brown-red-black-brown
R7	120k	 brown-red-yellow	 brown-red-black-orange
R8 (without flashing LED option)	15k	 brown-green-orange	 brown-green-black-red
R8 (with flashing LED option)	10k	 brown-black-orange	 brown-black-black-red
R9	2M2 (2.2 M)	 red-red-green	 red-red-black-yellow
R10	15k	 brown-green-orange	 brown-green-black-red
R11	1k	 brown-black-red	 brown-black-black-brown
R12	Potentiometer (see below)		
R13	Potentiometer (see below)		
R14	Potentiometer (see below)		
R15	1M	 brown-black-green	 brown-black-black-yellow
R16	1M	 brown-black-green	 brown-black-black-yellow




# Improved EA Tremolo Bill of Materials

Version 2009 May26

Copyright 2007 JD Sleep

Permission refused for posting/serving this file from any site other than [www.generalguitargadgets.com](http://www.generalguitargadgets.com)

R17	10k	 brown-black-orange	 brown-black-black-red
R18	1k	 brown-black-red	 brown-black-black-brown
R19	68k	 blue-gray-orange	 blue-gray-black-red

## Capacitors:

Capacitor ID	Value	Type	Possible Marking
C1	0.22 $\mu$ F	Film	224
C2	0.47 $\mu$ F	Film	474
C3	22 $\mu$ F	Aluminum Electrolytic	22 $\mu$ F
C4	0.47 $\mu$ F	Film	474
C5	1 $\mu$ F	Film	105
C6	1 $\mu$ F	Film	105
C7	1 $\mu$ F	Film	105
C8	0.047 $\mu$ F	Film	473
C9	10 $\mu$ F	Aluminum Electrolytic	10 $\mu$ F

## Potentiometers

Part Id	Value
R12 (Volume)	25k log (25k A)
R13 (Depth)	250k linear (250k B)
R14 (Speed)	100k reverse log (100k C)

## Other:

Part ID	Part Name
Q1	2N3904
Q2	2N5457
Q3	2N5089 (or 2N5088)
Q4	2N5457
J1	Stereo quarter-inch jack
J2	Mono quarter-inch jack



## Improved EA Tremolo Bill of Materials

*Version 2009 May26*

*Copyright 2007 JD Sleep*

*Permission refused for posting/serving this file from any site other than [www.generalguitargadgets.com](http://www.generalguitargadgets.com)*

J3	DC Jack
B1	9 volt battery (not included in the Kit)
Sw1	Heavy Duty 3PDT footswitch (bypass)
	9v battery snap, Printed Circuit Board, 24 gauge stranded wire, knobs enclosure